

# Compact power supply units

**RE 29929/03.09**  
Replaces: 03.05

1/4

VT-NE30, component series 2X  
VT-NE31, component series 1X  
VT-NE32, component series 1X



H5348

## Table of contents

### Contents

Features	1
Ordering code	2
Technical data	2
Terminal assignment	2
Unit dimensions	3

## Features

- Power supply unit **VT-NE30** (unipolar output voltage):
  - For the voltage supply of amplifiers for proportional valves
  - For the voltage supply of amplifiers for proportional valves with integrated electronics
- Power supply unit **VT-NE31** (bipolar output voltage):
  - For the voltage supply of amplifiers for servo-valves
- Power supply unit **VT-NE32** (unipolar output voltage):
  - Same function as power supply unit VT-NE30
  - In addition, regulated output voltage for the supply of closed-loop control or evaluation electronics or accessory components such as pressure transducers, position measuring systems
- Compact design, connection via terminal strip
- Unregulated output voltages (filtered);  
with VT-NE32 additionally regulated output voltage
- Short-circuit protection by miniature fuses in output circuits;  
with VT-NE32 cut-off of the regulated output voltage after approx. 1.5 s in the case of overloading or short-circuit; restart by pressing the “reset” key
- Can be screwed on or snapped onto top hat rail EN 60715
- LED indicator lamps
- Conformity with EC Directives (CE mark)

Ordering code

VT-1X/ \*

Compact power supply unit, bipolar  
Compact power supply unit, unipolar and regulated

= NE31  
= NE32

1X =

Further details in clear text  
Series 10 to 19  
(10 to 19: unchanged technical data  
and pin assignment)

VT-2X/ \*

Compact power supply unit, unipolar

= NE30

2X =

Further details in clear text  
Series 20 to 29  
(20 to 29: unchanged technical data  
and pin assignment)

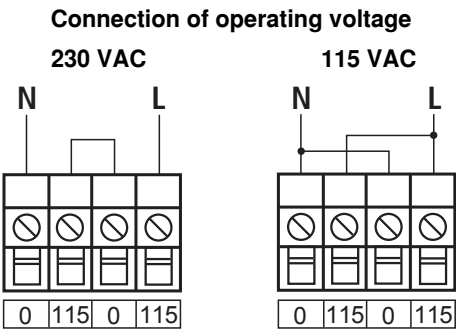
Technical data (for applications outside these parameters, please consult us!)

		VT-NE30	VT-NE31		VT-NE32	
			Output 1	Output 2	Output 1	Output 2
		Filtered	Filtered	Filtered	Filtered	Controlled
Operating voltage	$U$	230 VAC $\pm 10\%$ or 115 VAC $\pm 10\%$				
Frequency	$f$	50/60 Hz				
Output	$P_O$	108 W	6 W	6 W	60 W	24 W
Output voltage (at $U = 230$ VAC):						
– No load	$U_O$	+32 VDC <sup>1)</sup>	+27 VDC <sup>1)</sup>	–27 VDC <sup>1)</sup>	+30 VDC <sup>1)</sup>	+24 VDC
– Full load	$U_O$	+26 VDC <sup>1)</sup>	+24 VDC <sup>1)</sup>	–24 VDC <sup>1)</sup>	+25 VDC <sup>1)</sup>	+24 VDC
Load current	$I_{max}$	4 A	0.25 A	0.25 A	2.5 A	1 A
Residual ripple content (full load)	$U_{eff}$	< 5 %	< 5 %	< 5 %	< 2 %	< 50 mVAC
Fuse	$I_F$	8 A slow-blow	0.8 A slow-blow	0.8 A slow-blow	4 A slow-blow	See features
Connection cross-section	$A$	max. 4 mm <sup>2</sup>				
Permissible ambient temperature range	$\vartheta$	–20 to +50 °C				
Storage temperature range	$\vartheta$	–20 to +70 °C				
Weight	$m$	3.1 kg	1.1 kg		2.2 kg	

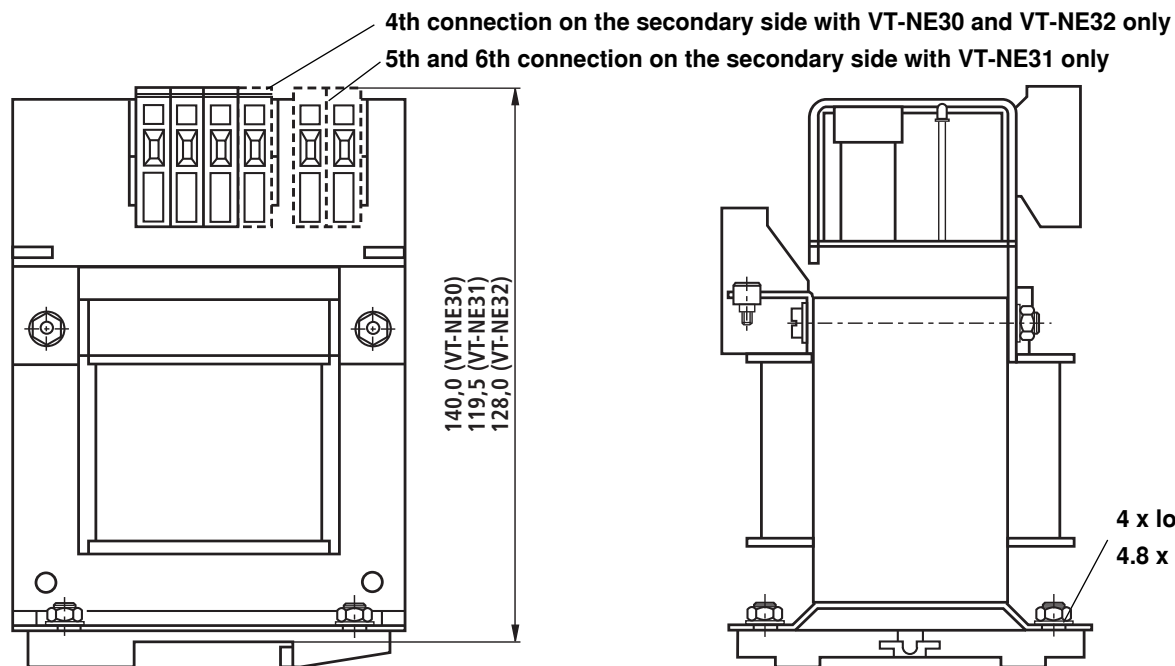
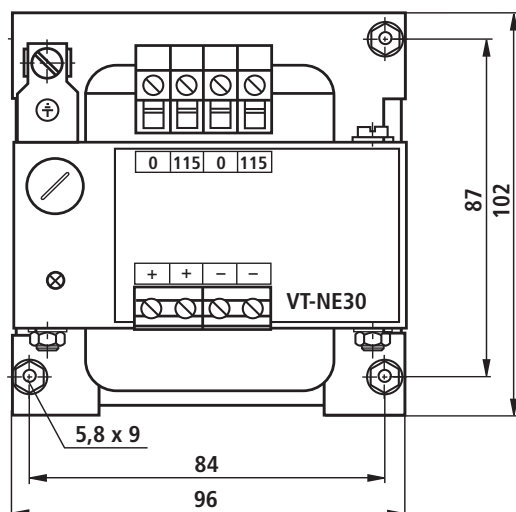
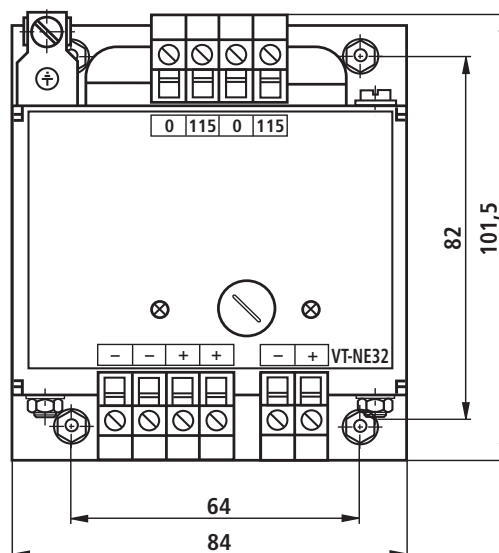
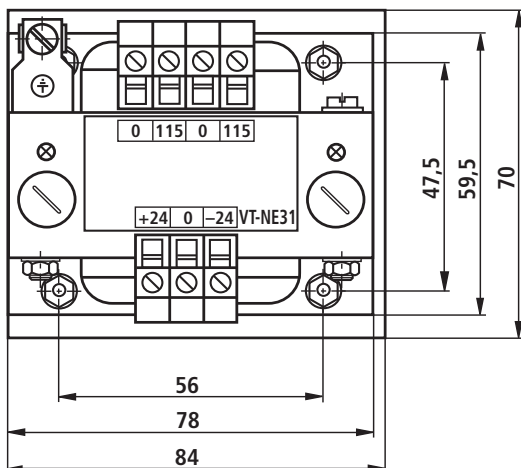
<sup>1)</sup> In the case of deviations of  $\pm 10\%$  from operating voltage  
 $U = 230$  VAC, the output voltage  $U_O$  changes by  $\pm 10\%$ .

**Note:**  
For details regarding **environment simulation testing** in the fields of EMC (electromagnetic compatibility), climate and mechanical stress, see RE 29929-U (declaration on environmental compatibility).

Terminal assignment



Compact power supply units VT-NE30 to VT-NE32 are ready for connection for an operating voltage of 230 VAC.  
For screwed mounting, remove the plate for hat rail mounting.

**Unit dimensions** (dimensions in mm)**Top view VT-NE30****Top view VT-NE32****Top view VT-NE31**

## Notes

---